

REVISED STATEMENT OF APPROPRIATIONS, ALLOTMENTS, OBLIGATIONS, DISBURSEMENTS AND BALANCES
As of Quarter Ending 30 September 2015

FAR NO.1

DEPARTMENT STATE UNIVERSITIES AND COLLEGES
AGENCY COTABATO CITY STATE POLYTECHNIC COLLEGE
OPERATING UNIT :
ORGANIZATION CODE (UACS):081000000000
FUNDING SOURCE CODE(as clustered): 101101

x	CURRENT YEAR APPROPRIATION
	SUPPLEMENTAL APPROPRIATION
	CONTINUING APPROPRIATION

PARTICULAR	UACS CODE	APPROPRIATIONS			ALLOTMENTS			CURRENT YEAR OBLIGATIONS							CURRENT YEAR DISBURSEMENTS					BALANCES			
		AUTHORIZED APPROPRIATIONS	ADJUSTMENT (TRANSFER TO/FROM REALIGNMENT)	ADJUSTED APPROPRIATIONS	ALLOTMENTS RECEIVED	ADJUSTMENT (TRANSFER TO/FROM REALIGNMENT)	TRANSFER TO	TRANSFER FROM	ADJUSTED TOTAL ALLOTMENTS	1ST QTR	2ND QTR	3RD QTR	4TH QTR	TOTAL	1ST QTR	2ND QTR	3RD QTR	4TH QTR	TOTAL	UNRELEASED APPROPRIATIONS	UNOBLIGATED ALLOTMENTS	UNPAID OBLIGATIONS	
										MARCH 31	JUNE 30	SEPT 30	DEC 31	TOTAL	MARCH 31	JUNE 30	SEPT 30	DEC 31	TOTAL			DUE AND DEMANDABLE	NOT YET DUE AND DEMANDABLE
AGENCY SPECIFIC BUDGET																							
GENERAL ADMINISTRATION AND SUPPORT																							
GENERAL ADMINISTRATION and SUPERV																							
PAP																							
Personal Services		12,278,000.00	-	12,278,000.00	12,278,000.00			12,278,000.00	4,637,884.50	3,089,843.00	2,358,224.73		10,085,952.23	4,560,890.08	2,928,786.77	2,358,224.73		9,847,901.58		2,192,047.77			
M O O E		5,740,000.00	-	5,740,000.00	5,740,000.00			5,740,000.00	3,290,735.70	1,153,119.97	1,391,853.73		5,835,709.40	2,700,101.08	1,125,872.13	1,391,853.73		5,217,826.94		(95,709.40)			
CO		-	-	-	-			-					-					-					
OPERATIONS																							
PAP																							
Personal Services		50,221,000.00	-	50,221,000.00	50,221,000.00			50,221,000.00	10,956,730.51	18,661,914.68	12,909,687.85		42,528,333.04	10,642,076.84	17,200,203.39	12,909,687.85		40,751,968.08		7,692,666.96			
M O O E		18,093,000.00	-	18,093,000.00	18,093,000.00			18,093,000.00	875,489.45	2,690,613.27	3,247,658.70		6,813,761.42	875,489.45	2,627,034.97	3,247,658.70		6,750,183.12		11,279,238.58			
CO		-	-	-	-			-					-					-					
RESEARCH SERVICES																							
PAP																							
Personal Services		-	-	-	-			-					-					-					
M O O E		1,326,000.00	-	1,326,000.00	1,326,000.00			1,326,000.00	48,416.00	53,766.00	44,486.00		146,668.00	48,416.00	53,766.00	44,486.00		146,668.00		1,179,332.00			
CO		-	-	-	-			-					-					-					
ADVISORY TECHNICAL EXTENSION																							
PAP																							
Personal Services		-	-	-	-			-					-					-					
M O O E		1,433,000.00	-	1,433,000.00	1,433,000.00			1,433,000.00	65,000.00	59,602.00	15,000.00		139,602.00	65,000.00	59,602.00	15,000.00		139,602.00		1,293,398.00			
CO		-	-	-	-			-					-					-					
LOCALLY-FUNDED PROJECTS																							
PAP																							
Personal Services		-	-	-	-			-					-					-					
M O O E		-	-	-	-			-					-					-					
CAPITAL OUTLAY		14,341,000.00	-	14,341,000.00	14,341,000.00			14,341,000.00	5,215,500.00	7,628,704.86			12,844,204.86	5,215,500.00	7,628,704.86			5,215,500.00		1,496,795.14			
Equipment and Machinery																							
Laboratory equipments and facilities		4,253,000.00	-	4,253,000.00	4,253,000.00			4,253,000.00	127,500.00	2,636,969.00	-		2,764,469.00	127,500.00	2,636,969.00			2,764,469.00		1,488,531.00			
Buildings and Other Structures		250,000.00	-	250,000.00	250,000.00			250,000.00	250,000.00	-		250,000.00	250,000.00	250,000.00				250,000.00		-			
Computerization-GIFMIS		4,838,000.00	-	4,838,000.00	4,838,000.00			4,838,000.00	4,838,000.00			4,838,000.00	4,838,000.00					4,838,000.00		-			
Installation of Primary Transmission Line		2,000,000.00	-	2,000,000.00	2,000,000.00			2,000,000.00		2,000,000.00	-		2,000,000.00		2,000,000.00			2,000,000.00		-			
Installation of Secondary Transmission Line		3,000,000.00	-	3,000,000.00	3,000,000.00			3,000,000.00		2,991,735.86	-		2,991,735.86		2,991,735.86			2,991,735.86		8,264.14			
SUB TOTAL SPECIFIC BUDGET		103,432,000.00		103,432,000.00	103,432,000.00			103,432,000.00	25,089,756.16	33,337,563.78	19,966,911.01		78,394,230.95	24,107,473.45	39,252,674.98	19,966,911.01		68,069,649.72		25,037,769.05			
Miscellaneous Personnel Benefit Funds (MPBF)																							
Terminal Leave Benefits																							
Personal Services		62,499,000.00		62,499,000.00	62,499,000.00	809,456.00		62,499,000.00	15,594,615.01	21,751,757.68	15,267,912.58		52,614,285.27	15,202,966.92	20,128,990.16	15,267,912.58		50,599,869.66		9,884,714.73			
M O O E		26,592,000.00		26,592,000.00	26,592,000.00	-		26,592,000.00	4,279,641.15	3,957,101.24	4,698,998.43		12,935,740.82	3,689,006.53	3,866,275.10	4,698,998.43		12,254,280.06		13,656,259.18			
CAPITAL OUTLAY		14,341,000.00		14,341,000.00	14,341,000.00	-		14,341,000.00	5,215,500.00	7,628,704.86			12,844,204.86	5,215,500.00	7,628,704.86			12,844,204.86		1,496,795.14			
TOTAL-AGENCY SPECIFIC BUDGET		103,432,000.00		103,432,000.00	103,432,000.00	809,456.00		103,432,000.00	25,089,756.16	33,337,563.78	19,966,911.01		78,394,230.95	24,107,473.45	39,252,674.98	19,966,911.01		75,698,354.58		25,037,769.05			





REVISED STATEMENT OF APPROPRIATIONS, ALLOTMENTS, OBLIGATIONS, DISBURSEMENTS AND BALANCES
As of Quarter Ending 30 September 2015

FAR NO.1

DEPARTMENT STATE UNIVERSITIES AND COLLEGES
AGENCY COTABATO CITY STATE POLYTECHNIC COLLEGE
OPERATING UNIT :
ORGANIZATION CODE (UACS):0810000000000
FUNDING SOURCE CODE(as clc) 101101

CURRENT YEAR APPROPRIATION
 SUPPLEMENTAL APPROPRIATION
 CONTINUING APPROPRIATION

PARTICULAR	UACS CODE	APPROPRIATIONS			ALLOTMENTS					CURRENT YEAR OBLIGATIONS					CURRENT YEAR DISBURSEMENTS					BALANCES			
		AUTHORIZED APPROPRIATIONS	ADJUSTMENT TRANSFER TO/FRC REALIGNMENT)	ADJUSTED APPROPRIATIONS	ALLOTMENTS RECEIVED	ADJUSTMENT TRANSFER TO/FRC REALIGNMENT)	TRANSFER TO	TRANSFER FROM	ADJUSTED TOTAL ALLOTMENTS	1ST QTR MARCH 31	2ND QTR JUNE 30	3RD QTR SEPT 30	4TH QTR DEC 31	TOTAL	1ST QTR MARCH 31	2ND QTR JUNE 30	3RD QTR SEPT 30	4TH QTR DEC 31	TOTAL	UNRELEASED APPROPRIATIONS	UNOBLIGATED ALLOTMENTS	UNPAID OBLIGATIONS DUE AND DEMANDABLE	UNPAID OBLIGATIONS NOT YET DUE AND DEMANDABLE
SUB-TOTAL, AGENCY SPECIFIC BUDGET FORWARDED		103,432,000.00		103,432,000.00	103,432,000.00		-	-	103,432,000.00	25,089,756.16	33,337,563.78	19,966,911.01	-	78,394,230.95	24,107,473.45	39,252,674.98	19,966,911.01	-	83,327,059.44		25,037,769.05		
II. AUTOMATIC APPROPRIATIONS R L I P	50103000 00	5,831,000.00	(291,000.00)	5,540,000.00	5,540,000.00				5,540,000.00	1,636,904.70	1,617,437.28	1,602,477.02		4,856,819.00	1,636,904.70	1,617,437.28	1,602,477.02		4,856,819.00		683,181.00		
SUB TOTAL AUTOMATIC APPROPRIATIONS R L I P		5,831,000.00		5,540,000.00	5,540,000.00				5,540,000.00	1,636,904.70	1,617,437.28	1,602,477.02		4,856,819.00	1,636,904.70	1,617,437.28	1,602,477.02		4,856,819.00		683,181.00		
III. SPECIAL PURPOSE FUND MPBF MPBF-Monetization MPBF-PEI					1,598,322.00 13,265,636.00 4,460,052.00				1,598,322.00 13,265,636.00 4,460,052.00	809,456.00 13,265,636.00 4,402,342.00	579,370.00 209,496.00 4,402,342.00	209,496.00 13,265,636.00 4,402,342.00		1,598,322.00 13,265,636.00 4,402,342.00	809,456.00 579,370.00 4,402,342.00	579,370.00 13,265,636.00 4,402,342.00			809,456.00 13,265,636.00 4,402,342.00		- - 57,710.00		
TOTAL- MPBF PGF-PS(PENSION BENEFITS)	50104030 01				19,324,010.00				19,324,010.00	809,456.00	4,981,712.00	13,475,132.00		19,266,300.00	809,456.00	4,981,712.00	13,265,636.00		18,477,434.00		57,710.00		
SUB TOTAL SPECIAL PURPOSE FUND					19,324,010.00				19,324,010.00	809,456.00	4,981,712.00	13,475,132.00		19,266,300.00	809,456.00	4,981,712.00	13,265,636.00		18,477,434.00		-		
R L I P MPBF MPBF-PEI	50103000 00 50104030 01	5,831,000.00 -			5,540,000.00 6,058,374.00 4,460,052.00				5,540,000.00 6,058,374.00 4,460,052.00	809,456.00 579,370.00 4,402,342.00				4,856,819.00 1,598,322.00 4,402,342.00	809,456.00 579,370.00 4,402,342.00				4,856,819.00 1,388,826.00 4,402,342.00		683,181.00 4,460,052.00 57,710.00		
GRAND TOTAL		109,263,000.00		108,972,000.00	128,296,010.00				128,296,010.00	27,536,116.86	39,936,713.06	35,044,520.03		89,251,713.95	26,553,834.15	45,851,824.26	34,835,024.03		93,395,676.44		25,720,950.05		
RECAPITULATION Personal Services M O E CAPITAL OUTLAY R L I P MPBF PGF-PS(PENSION BENEFITS)	50100000 00 50200000 00 50600000 00 50103000 00 0 50104030 01	62,499,000.00 26,592,000.00 14,341,000.00 5,831,000.00 - -			62,499,000.00 26,592,000.00 14,341,000.00 5,831,000.00 6,058,374.00 -				62,499,000.00 26,592,000.00 14,341,000.00 5,831,000.00 6,058,374.00 -	809,456.00 13,265,636.00 4,402,342.00 579,370.00 4,402,342.00 -	579,370.00 209,496.00 4,402,342.00 -	209,496.00 13,265,636.00 4,402,342.00 -		4,856,819.00 12,935,740.82 12,844,204.86 4,856,819.00 6,000,664.00 -	809,456.00 579,370.00 4,402,342.00 -	579,370.00 13,265,636.00 4,402,342.00 -			50,599,869.66 12,254,280.06 1,496,795.14 4,856,819.00 5,211,798.00 -		9,884,714.73 13,656,259.18 1,496,795.14 974,181.00 57,710.00 -		

CERTIFIED CORRECT	CERTIFIED CORRECT	RECOMMENDING APPROVAL	APPROVED BY
 PASTOR T TAGURA, MBA BUDGET OFFICER DATE	 RAHMA B. SANGLITAN, CPA, MPA CHIEF ACCOUNTANT DATE	 PASTOR T TAGURA, MBA FINANCIAL SERVICES HEAD/BUDGET OFFICER DATE	 DAM MANG S. BANTALA, Ph. D. AGENCY HEAD/DEPARTMENT SECRETARY DATE

