

## FINANCIAL REPORT OF OPERATION

For the 1st Quarter Ending 31 March, FY 2012

In Thousand Pesos

Department: STATE UNIVERSITIES AND COLLEGES

Agency / OU : COTABATO CITY STATE POLYTECHNIC COLLEGE

Fund : General Fund

| Program / Activity / Project<br>Allotment Class<br>(1) | Available Allotment                   |                        |                      | Obligations<br>Incurred<br>This Quarter<br>(5) | Unobligated<br>Balance of<br>Allotment<br>(6)=(4)-(5) | Remarks |
|--|---------------------------------------|------------------------|----------------------|--|---|---------|
|  | Balance<br>Previous<br>Quarter<br>(2) | This<br>Quarter<br>(3) | Total<br>(4)=(2)+(3) |  |   |         |
| CURRENT YEAR BUDGET                                    |                                       |                        |                      |  |   |         |
| PROGRAM(s)   |                                       |                        |                      |  |   |         |
| <b>GEN. ADM. AND SUPPORT SERVICES</b>                  |                                       |                        |                      |  |   |         |
| Personal Services                                      |                                       |                        |                      |  |   |         |
| Salaries of Permanent Positions                        |                                       | 7,330                  | 7,330                | 1,695.27                                       | 5,634.74  |         |
| Salary Adjustment-SSL III                              |                                       |                        | -                    | 81.42  | (81.42)   |         |
| Salaries and Wages-Non Permanent                       |                                       | 637                    | 637                  | -  | 637.00  |         |
| PERA   |                                       | 960                    | 960                  | 230.00   | 730.00  |         |
| RATA   |                                       | 264                    | 264                  | 71.00  | 193.00  |         |
| Uniform & Clothing Allowances                          |                                       | 160                    | 160                  | 144.00   | 16.00   |         |
| Year-End Bonus & Cash Gift                             |                                       | 811                    | 811                  | -  | 811.00  |         |
| Productivity Incentive Benefits                        |                                       | 80                     | 80                   | 74.00  | 6.00  |         |
| Honoraria  |                                       | 373                    | 373                  | 18.00  | 355.00  |         |
| PAG-IBIG Contributions                                 |                                       | 48                     | 48                   | 11.50  | 36.50   |         |
| PHILHealth Contributions                               |                                       | 74                     | 74                   | 18.72  | 55.28   |         |
| ECIP Contributions                                     |                                       | 46                     | 46                   | 12.00  | 34.00   |         |
| Terminal Leave Benefits                                |                                       | -                      | -                    | 27.34  | (27.34)   |         |
| Magna Carta per RA 7305                                |                                       | 30                     | 30                   | 9.90   | 20.10   |         |
| Step Increments  |                                       | 19                     | 19                   | -  | 19.00   |         |
| <b>Total Personal Services - GASS</b>                  |                                       | <b>10,832</b>          | <b>10,832</b>        | <b>2,393.14</b>                                | <b>8,438.86</b>                                       |         |
| Maintenance and Other Operating Expenses               |                                       |                        |                      |  | -   |         |
| Travel Expenses  |                                       | 150                    | 150                  | 170.05   | (20.05)   |         |
| Trainings and Scholarship Expenses                     |                                       | 75                     | 75                   | 17.80  | 57.20   |         |
| Supplies and Materials                                 |                                       | 363                    | 363                  | 129.91   | 233.09  |         |
| Utility Expenses                                       |                                       | 75                     | 75                   | 105.49   | (30.49)   |         |
| Communication Expenses                                 |                                       | 30                     | 30                   | 54.17  | (24.17)   |         |
| Membership Dues and Contributions                      |                                       | 38                     | 38                   | 20.00  | 18.00   |         |
| Advertising Expenses                                   |                                       | 7                      | 7                    | 9.28   | (2.28)  |         |
| Printing and Binding                                   |                                       | 16                     | 16                   | -  | 16.00   |         |
| Representation Expenses                                |                                       | 75                     | 75                   | 52.93  | 22.07   |         |
| Transportation and Delivery Expenses                   |                                       | 90                     | 90                   | 14.34  | 75.66   |         |
| Subscription Expenses                                  |                                       | 75                     | 75                   | -  | 75.00   |         |
| Other Professional Services                            |                                       | 766                    | 766                  | 325.94   | 440.06  |         |
| Repairs and Maintenance-Bldg & Structure               |                                       | 899                    | 899                  | 25.38  | 873.63  |         |
| Taxes, Insurance Premiums, and Other Fees              |                                       | 450                    | 450                  | 7.50   | 442.50  |         |
| Extraordinary and Miscellaneous Exp.                   |                                       | 110                    | 110                  | 37.50  | 72.50   |         |
| <b>Sub-Total</b>                                       |                                       | <b>3,219</b>           | <b>3,219</b>         | <b>970.28</b>                                  | <b>2,248.72</b>                                       |         |

|  |  |               |               |                  |  |                  |
|--|--|---------------|---------------|------------------|--|------------------|
| <b>OPERATION</b>                         |  |               |               |                  |  | -                |
| <b>HES</b>                               |  |               |               |                  |  | -                |
| Personal Services                        |  |               |               |                  |  | -                |
| Salaries of Permanent Positions          |  | 38,006        | 38,006        | 8,844.11         |  | 29,161.89        |
| Salary Adjustment-SSL III                |  | -             | -             | 923.25           |  | (923.25)         |
| Salaries and Wages-Non Permanent         |  | 380           | 380           | 122.00           |  | 258.00           |
| PERA                                     |  | 3,720         | 3,720         | 886.00           |  | 2,834.00         |
| RATA                                     |  | -             | -             | -                |  | -                |
| Uniform & Clothing Allowances            |  | 620           | 620           | 592.00           |  | 28.00            |
| Year-End Bonus & Cash Gift               |  | 3,943         | 3,943         | -                |  | 3,943.00         |
| Productivity Incentive Benefits          |  | 310           | 310           | 220.00           |  | 90.00            |
| Honoraria                                |  | 619           | 619           | 195.37           |  | 423.63           |
| PAG-IBIG Contributions                   |  | 186           | 186           | 44.60            |  | 141.40           |
| PHILHealth Contributions                 |  | 415           | 415           | 81.64            |  | 333.36           |
| ECIP Contributions                       |  | 186           | 186           | 44.40            |  | 141.60           |
| Terminal Leave Benefits                  |  | -             | -             | -                |  | -                |
| Step Increments                          |  | 96            | 96            | 0.38             |  | 95.62            |
| <b>Sub-Total Personal Services</b>       |  | <b>48,481</b> | <b>48,481</b> | <b>11,953.75</b> |  | <b>36,527.25</b> |
| Maintenance and Other Operating Expenses |  |               |               |                  |  | -                |
| Travel Expenses                          |  | 405           | 405           | 68.50            |  | 336.50           |
| Trainings and Scholarship Expenses       |  | 608           | 608           | 17.49            |  | 590.51           |
| Supplies and Materials                   |  | 629           | 629           | 7.00             |  | 622.00           |
| Utility Expenses                         |  | 203           | 203           | 178.22           |  | 24.78            |
| Communication Expenses                   |  | 470           | 470           | 21.07            |  | 448.93           |
| Membership Dues and Contributions        |  | -             | -             | -                |  | -                |
| Advertising Expenses                     |  | 8             | 8             | -                |  | 8.00             |
| Printing and Binding                     |  | 8             | 8             | -                |  | 8.00             |
| Representation Expenses                  |  | 167           | 167           | 6.34             |  | 160.66           |
| Transportation and Delivery Expenses     |  | 105           | 105           | -                |  | 105.00           |
| Subscription Expenses                    |  | 281           | 281           | -                |  | 281.00           |
| Other Professional Services              |  | 146           | 146           | 150.10           |  | (4.10)           |
| Repairs and Maintenance-Bldg & Structure |  | 105           | 105           | 4.20             |  | 100.80           |
| <b>Sub-Total</b>                         |  | <b>3,135</b>  | <b>3,135</b>  | <b>452.92</b>    |  | <b>2,682.08</b>  |
| <b>SUPPORT TO OPERATIONS</b>             |  |               |               |                  |  | -                |
| Research A.II.b                          |  |               |               |                  |  | -                |
| Maintenance and Other Operating Expenses |  |               |               |                  |  | -                |
| Travel Expenses                          |  | 75            | 75            | 7.64             |  | 67.36            |
| Trainings and Scholarship Expenses       |  | 75            | 75            | -                |  | 75.00            |
| Supplies and Materials                   |  | 74            | 74            | -                |  | 74.00            |
| Utility Expenses                         |  | 30            | 30            | -                |  | 30.00            |
| Communication Expenses                   |  | 15            | 15            | -                |  | 15.00            |
| Membership Dues and Contributions        |  | 7             | 7             | -                |  | 7.00             |
| Advertising Expenses                     |  | 7             | 7             | -                |  | 7.00             |
| Printing and Binding                     |  | 20            | 20            | -                |  | 20.00            |
| Representation Expenses                  |  | 23            | 23            | 4.00             |  | 19.00            |
| Transportation and Delivery Expenses     |  | 34            | 34            | 4.00             |  | 30.00            |
| Other Professional Services              |  | 8             | 8             | -                |  | 8.00             |
| Repairs and Maintenance-Bldg & Structure |  | 8             | 8             | -                |  | 8.00             |
| <b>Sub Total</b>                         |  | <b>376</b>    | <b>376</b>    | <b>15.64</b>     |  | <b>360.36</b>    |

|  |  |               |               |                  |  |                  |
|--|--|---------------|---------------|------------------|--|------------------|
| Extension A.II.C                         |  |               |               |                  |  | -                |
| Travel Expenses                          |  | 75            | 75            | 7.64             |  | 67.36            |
| Trainings and Scholarship Expenses       |  | 132           | 132           | 2.65             |  | 129.35           |
| Supplies and Materials                   |  | 75            | 75            | -                |  | 75.00            |
| Utility Expenses                         |  | 30            | 30            | -                |  | 30.00            |
| Communication Expenses                   |  | 16            | 16            | -                |  | 16.00            |
| Membership Dues and Contributions        |  | 7             | 7             | -                |  | 7.00             |
| Advertising Expenses                     |  | 7             | 7             | -                |  | 7.00             |
| Printing and Binding                     |  | 21            | 21            | -                |  | 21.00            |
| Representation Expenses                  |  | 22            | 22            | -                |  | 22.00            |
| Transportation and Delivery Expenses     |  | 33            | 33            | -                |  | 33.00            |
| Other Professional Services              |  | 8             | 8             | -                |  | 8.00             |
| Repairs and Maintenance-Bldg & Structure |  | 7             | 7             | -                |  | 7.00             |
|  |  |               |               |                  |  | -                |
| <b>Sub-Total</b>                         |  | <b>433</b>    | <b>433</b>    | <b>10</b>        |  | <b>422.71</b>    |
| <b>AUTOMATIC APPROPRIATIONS</b>          |  |               |               |                  |  | -                |
| GASS - RLIP                              |  | 880           | 880           | 211.44           |  | 668.56           |
| HES - RLIP                               |  | 4,561         | 4,561         | 1,194.95         |  | 3,366.05         |
| Sub-total                                |  | <b>5,441</b>  | <b>5,441</b>  | <b>1,406.39</b>  |  | <b>4,034.61</b>  |
| <b>SPECIAL PURPOSE FUNDS</b>             |  |               |               |                  |  |                  |
| Pension and Gratuity Fund                |  |               |               |                  |  |                  |
| Terminal Leave Benefits                  |  | 310           | 310           | 309.59           |  | -                |
| Retirement Gratuity Benefits             |  | -             | -             |                  |  | -                |
| Sub-Total                                |  | <b>310</b>    | <b>310</b>    | <b>309.59</b>    |  | <b>-</b>         |
| <b>TOTAL PERSONALSERVICES</b>            |  | <b>65,064</b> | <b>65,064</b> | <b>16,062.87</b> |  | <b>49,000.72</b> |
| <b>TOTAL MOOE</b>                        |  | <b>7,163</b>  | <b>7,163</b>  | <b>1,449</b>     |  | <b>5,713.87</b>  |
| <b>TOTAL CURRENT YEAR BUDGET</b>         |  | <b>72,227</b> | <b>72,227</b> | <b>17,512.00</b> |  | <b>54,714.59</b> |
| <b>CONTINUING APPRO.</b>                 |  |               |               |                  |  |                  |
| MOOE PDAF -Scholarship                   |  | 1,300         | 1,300         |                  |  | 1,300.00         |
|  |  |               |               |                  |  | -                |
| <b>GRAND TOTAL</b>                       |  | <b>73,527</b> | <b>73,527</b> | <b>17,512.00</b> |  | <b>56,014.59</b> |

Certified Correct :



**RAHMA D. SANGLITAN, CPA,MPA**

Accountant III

Date:

Submitted by:



**DAMMANG S. BANTALA, Ph.D.**

College President

Date:

**FINANCIAL REPORT OF OPERATION**  
**For the 2nd Quarter Ending 30 June, FY 2012**  
**In Thousand Pesos**



Department: STATE UNIVERSITIES AND COLLEGES

Agency / OU : COTABATO CITY STATE POLYTECHNIC COLLEGE

Fund : General Fund

| Program / Activity / Project<br>Allotment Class<br>(1) | Available Allotment                   |                        |                      | Obligations<br>Incurred<br>This Quarter<br>(5) | Unobligated<br>Balance of<br>Allotment<br>(6)=(4)-(5) | Remarks |
|--|---------------------------------------|------------------------|----------------------|--|---|---------|
|  | Balance<br>Previous<br>Quarter<br>(2) | This<br>Quarter<br>(3) | Total<br>(4)=(2)+(3) |  |   |         |
| <b>CURRENT YEAR BUDGET</b>                             |                                       |                        |                      |  |   |         |
| <b>PROGRAM(s)</b>                                      |                                       |                        |                      |  |   |         |
| <b>GEN. ADM. AND SUPPORT SERVICES</b>                  |                                       |                        |                      |  |   |         |
| Personal Services                                      |                                       |                        |                      |  |   |         |
| Salaries of Permanent Positions                        | 5,634.74                              |                        | 5,635                | 1,664.21                                       | 3,970.53  |         |
| Salary Adjustment-SSL III                              | (81.42)                               | 776                    | 695                  | 55.00  | 639.59  |         |
| Salaries and Wages-Non Permanent                       | 637.00                                |                        | 637                  | 506.84   | 130.16  |         |
| PERA   | 730.00                                |                        | 730                  | 228.00   | 502.00  |         |
| RATA   | 193.00                                |                        | 193                  | 58.00  | 135.00  |         |
| Uniform & Clothing Allowances                          | 16.00                                 |                        | 16                   | 54.00  | (38.00)   |         |
| Year-End Bonus & Cash Gift                             | 811.00                                |                        | 811                  | 405.00   | 406.00  |         |
| Productivity Incentive Benefits                        | 6.00                                  |                        | 6                    |  | 6.00  |         |
| Honoraria  | 355.00                                |                        | 355                  | 18.00  | 337.00  |         |
| PAG-IBIG Contributions                                 | 36.50                                 |                        | 37                   | 13.60  | 22.90   |         |
| PHILHealth Contributions                               | 55.28                                 |                        | 55                   | 18.40  | 36.88   |         |
| ECIP Contributions                                     | 34.00                                 |                        | 34                   | 12.20  | 21.80   |         |
| Terminal Leave Benefits                                | (27.34)                               |                        | (27)                 |  | (27.34)   |         |
| Magna Carta per RA 7305                                | 20.10                                 |                        | 20                   | 9.90   | 10.20   |         |
| Step Increments  | 19.00                                 |                        | 19                   | -  | 19.00   |         |
| <b>Total Personal Services - GASS</b>                  | <b>8,438.86</b>                       | <b>776</b>             | <b>9,215</b>         | <b>3,043.15</b>                                | <b>6,171.71</b>                                       |         |
| <b>Maintenance and Other Operating Expenses</b>        |                                       |                        |                      |  |   |         |
| Travel Expenses  | (20.05)                               |                        | (20.05)              | 78.52  | (98.57)   |         |
| Trainings and Scholarship Expenses                     | 57.20                                 |                        | 57.20                |  | 57.20   |         |
| Supplies and Materials                                 | 233.09                                |                        | 233.09               | 128.58   | 104.51  |         |
| Utility Expenses                                       | (30.49)                               |                        | (30.49)              | 98.62  | (129.11)  |         |
| Communication Expenses                                 | (24.17)                               |                        | (24.17)              | 62.42  | (86.59)   |         |
| Membership Dues and Contributions                      | 18.00                                 |                        | 18.00                |  | 18.00   |         |
| Advertising Expenses                                   | (2.28)                                |                        | (2.28)               |  | (2.28)  |         |
| Printing and Binding                                   | 16.00                                 |                        | 16.00                | -  | 16.00   |         |
| Representation Expenses                                | 22.07                                 |                        | 22.07                | 12.00  | 10.07   |         |
| Transportation and Delivery Expenses                   | 75.66                                 |                        | 75.66                | 25.00  | 50.66   |         |
| Subscription Expenses                                  | 75.00                                 |                        | 75.00                | -  | 75.00   |         |
| Other Professional Services                            | 440.06                                |                        | 440.06               | 793.52   | (353.46)  |         |
| Repairs and Maintenance-Bldg & Structure               | 873.63                                |                        | 873.63               | 105.00   | 768.63  |         |
| Taxes, Insurance Premiums, and Other Fees              | 442.50                                |                        | 442.50               |  | 442.50  |         |
| Extraordinary and Miscellaneous Exp.                   | 72.50                                 |                        | 72.50                | 27.44  | 45.06   |         |
| <b>Sub-Total</b>                                       | <b>2,248.72</b>                       | <b>-</b>               | <b>2,248.72</b>      | <b>1,331.10</b>                                | <b>917.62</b>   |         |

|   |                  |              |                 |                  |                  |  |
|---|------------------|--------------|-----------------|------------------|------------------|--|
| <b>OPERATION</b>                                |                  |              |                 |                  | -                |  |
| <b>HES</b>                                      |                  |              |                 |                  | -                |  |
| <b>Personal Services</b>                        |                  |              |                 |                  | -                |  |
| Salaries of Permanent Positions                 | 29,161.89        |              | 29,162          | 9,005.65         | 20,156.24        |  |
| Salary Adjustment-SSL III                       | (923.25)         | 4,058        | 3,135           | 339.00           | 2,795.75         |  |
| Salaries and Wages-Non Permanent                | 258.00           |              | 258             | 286.00           | (28.00)          |  |
| PERA  | 2,834.00         |              | 2,834           | 888.00           | 1,946.00         |  |
| RATA  | -                |              | -               | -                | -                |  |
| Uniform & Clothing Allowances                   | 28.00            |              | 28              |                  | 28.00            |  |
| Year-End Bonus & Cash Gift                      | 3,943.00         |              | 3,943           | 1,986.00         | 1,957.00         |  |
| Productivity Incentive Benefits                 | 90.00            |              | 90              | 82.00            | 8.00             |  |
| Honoraria                                       | 423.63           |              | 424             | 848.32           | (424.69)         |  |
| PAG-IBIG Contributions                          | 141.40           |              | 141             | 179.50           | (38.10)          |  |
| PHILHealth Contributions                        | 333.36           |              | 333             | 82.73            | 250.63           |  |
| ECIP Contributions                              | 141.60           |              | 142             | 44.12            | 97.48            |  |
| Terminal Leave Benefits                         | -                |              | -               | -                | -                |  |
| Step Increments                                 | 95.62            |              | 96              | 0.38             | 95.24            |  |
| <b>Sub-Total Personal Services</b>              | <b>36,527.25</b> | <b>4,058</b> | <b>40,585</b>   | <b>13,741.70</b> | <b>26,843.55</b> |  |
| <b>Maintenance and Other Operating Expenses</b> |                  |              |                 |                  | -                |  |
| Travel Expenses                                 | 336.50           |              | 336.50          | 220.40           | 116.10           |  |
| Trainings and Scholarship Expenses              | 590.51           |              | 590.51          | 112.06           | 478.45           |  |
| Supplies and Materials                          | 622.00           |              | 622.00          | 235.22           | 386.78           |  |
| Utility Expenses                                | 24.78            |              | 24.78           | 217.44           | (192.66)         |  |
| Communication Expenses                          | 448.93           |              | 448.93          | 169.50           | 279.43           |  |
| Membership Dues and Contributions               | -                |              | -               | -                | -                |  |
| Advertising Expenses                            | 8.00             |              | 8.00            | -                | 8.00             |  |
| Printing and Binding                            | 8.00             |              | 8.00            | -                | 8.00             |  |
| Representation Expenses                         | 160.66           |              | 160.66          | 16.00            | 144.66           |  |
| Transportation and Delivery Expenses            | 105.00           |              | 105.00          | 28.00            | 77.00            |  |
| Subscription Expenses                           | 281.00           |              | 281.00          | 15.00            | 266.00           |  |
| Other Professional Services                     | (4.10)           |              | (4.10)          |                  | (4.10)           |  |
| Repairs and Maintenance-Bldg & Structure        | 100.80           |              | 100.80          | 49.70            | 51.10            |  |
| <b>Sub-Total</b>                                | <b>2,682.08</b>  | <b>-</b>     | <b>2,682.08</b> | <b>1,063.32</b>  | <b>1,618.76</b>  |  |
| <b>SUPPORT TO OPERATIONS</b>                    |                  |              |                 |                  | -                |  |
| <b>Research A.II.b</b>                          |                  |              |                 |                  | -                |  |
| <b>Maintenance and Other Operating Expenses</b> |                  |              |                 |                  | -                |  |
| Travel Expenses                                 | 67.36            |              | 67.36           | 19.43            | 47.93            |  |
| Trainings and Scholarship Expenses              | 75.00            |              | 75.00           | 9.00             | 66.00            |  |
| Supplies and Materials                          | 74.00            |              | 74.00           | -                | 74.00            |  |
| Utility Expenses                                | 30.00            |              | 30.00           |                  | 30.00            |  |
| Communication Expenses                          | 15.00            |              | 15.00           | 7.00             | 8.00             |  |
| Membership Dues and Contributions               | 7.00             |              | 7.00            | 2.00             | 5.00             |  |
| Advertising Expenses                            | 7.00             |              | 7.00            | -                | 7.00             |  |
| Printing and Binding                            | 20.00            |              | 20.00           | -                | 20.00            |  |
| Representation Expenses                         | 19.00            |              | 19.00           | 10.00            | 9.00             |  |
| Transportation and Delivery Expenses            | 30.00            |              | 30.00           | 10.00            | 20.00            |  |
| Other Professional Services                     | 8.00             |              | 8.00            | -                | 8.00             |  |
| Repairs and Maintenance-Bldg & Structure        | 8.00             |              | 8.00            | -                | 8.00             |  |
| <b>Sub Total</b>                                | <b>360.36</b>    | <b>-</b>     | <b>360.36</b>   | <b>57.43</b>     | <b>302.93</b>    |  |

|   |  |               |                  |                  |                  |  |
|---|--|---------------|------------------|------------------|------------------|--|
| <b>Extension A.II.C</b>   |  |               |                  |                  | -                |  |
| Travel Expenses   | 67.36  |               | 67.36            | 18.00            | 49.36            |  |
| Trainings and Scholarship Expenses  | 129.35   |               | 129.35           | 45.13            | 84.22            |  |
| Supplies and Materials  | 75.00  |               | 75.00            | -                | 75.00            |  |
| Utility Expenses  | 30.00  |               | 30.00            | -                | 30.00            |  |
| Communication Expenses  | 16.00  |               | 16.00            | 7.00             | 9.00             |  |
| Membership Dues and Contributions   | 7.00   |               | 7.00             | 2.00             | 5.00             |  |
| Advertising Expenses  | 7.00   |               | 7.00             | -                | 7.00             |  |
| Printing and Binding  | 21.00  |               | 21.00            | -                | 21.00            |  |
| Representation Expenses   | 22.00  |               | 22.00            | 10.00            | 12.00            |  |
| Transportation and Delivery Expenses  | 33.00  |               | 33.00            | 10.00            | 23.00            |  |
| Other Professional Services   | 8.00   |               | 8.00             | -                | 8.00             |  |
| Repairs and Maintenance-Bldg & Structure  | 7.00   |               | 7.00             | -                | 7.00             |  |
|   | -  |               | -                |                  | -                |  |
| <b>Sub - Total</b>  | <b>422.71</b>  |               | <b>423</b>       | <b>92</b>        | <b>330.58</b>    |  |
| <b>AUTOMATIC APPROPRIATIONS</b>   |  |               |                  |                  | -                |  |
| GASS - RLIP   | 668.56   | 85            | 753.56           | 231.94           | 521.62           |  |
| HES - RLIP  | 3,366.05   | 446           | 3,812.05         | 1,028.41         | 2,783.64         |  |
| <b>Sub-total</b>  | <b>4,034.61</b>  | <b>531</b>    | <b>4,565.61</b>  | <b>1,260.35</b>  | <b>3,305.26</b>  |  |
| <b>MISC PESONNEL BENEFIT FUND</b>   |  |               |                  |                  |                  |  |
| Salary Adjustment-SSL III   |  | 4,834         | 4,834.00         |                  | 4,834.00         |  |
| Additional clothing allowance   | -  | 188           | 188.00           |                  | 188.00           |  |
| PHILHealth Contributions  |  | 40            | 40.00            |                  | 40.00            |  |
| <b>Sub-Total</b>  | <b>-</b>   | <b>5,062</b>  | <b>5,062</b>     | <b>-</b>         | <b>5,062</b>     |  |
| <b>TOTAL PERSONALSERVICES</b>   | <b>49,000.72</b>   | <b>10,427</b> | <b>59,428</b>    | <b>18,045.20</b> | <b>41,382.52</b> |  |
| <b>TOTAL MOOE</b>   | <b>5,713.87</b>  |               | <b>5,713.87</b>  | <b>2,543.98</b>  | <b>3,169.89</b>  |  |
| <b>TOTAL CURRENT YEAR BUDGET</b>  | <b>54,714.59</b>   | <b>10,427</b> | <b>65,141.59</b> | <b>20,589.18</b> | <b>44,552.41</b> |  |
| CONTINUING APPRO.   |  |               |                  |                  |                  |  |
| MOOE PDAF -Scholarship  | 1,300.00   |               | 1,300            |                  | 1,300.00         |  |
|   |  |               |                  |                  | -                |  |
| <b>GRAND TOTAL</b>  | <b>56,014.59</b>   | <b>10,427</b> | <b>66,441.59</b> | <b>20,589.18</b> | <b>45,852.41</b> |  |
| <b>Certified Correct :</b>  | <b>Submitted by:</b>   |               |                  |                  |                  |  |
|  |  |               |                  |                  |                  |  |
| <b>RAHMA D. SANGLITAN, CPA,MPA</b>  | <b>DAMMANG S. BANTALA, Ph.D.</b>   |               |                  |                  |                  |  |
| Accountant III  | College President  |               |                  |                  |                  |  |
| Date: _____   | Date: _____  |               |                  |                  |                  |  |



**FINANCIAL REPORT OF OPERATION**  
**For the 3rd Quarter Ending 30 September, FY 2012**  
**In Thousand Pesos**

Department: STATE UNIVERSITIES AND COLLEGES  
 Agency / OU : COTABATO CITY STATE POLYTECHNIC COLLEGE  
 Fund : **General Fund**

| Program / Activity / Project<br>Allotment Class<br>(1) | Available Allotment                   |                        |                      | Obligations<br>Incurred<br>This Quarter<br>(5) | Unobligated<br>Balance of<br>Allotment<br>(6)=(4)-(5) | Remarks |
|--|---------------------------------------|------------------------|----------------------|--|---|---------|
|  | Balance<br>Previous<br>Quarter<br>(2) | This<br>Quarter<br>(3) | Total<br>(4)=(2)+(3) |  |   |         |
| <b>CURRENT YEAR BUDGET</b>                             |                                       |                        |                      |  |   |         |
| <b>PROGRAM(s)</b>                                      |                                       |                        |                      |  |   |         |
| <b>GEN. ADM. AND SUPPORT SERVICES</b>                  |                                       |                        |                      |  |   |         |
| Personal Services                                      |                                       |                        |                      |  |   |         |
| Salaries of Permanent Positions                        | 3,970.53                              |                        | 3,971                | 548.73   | 3,421.80  |         |
| Salary Adjustment-SSL III                              | 639.59                                |                        | 640                  |  | 639.59  |         |
| Salaries and Wages-Non Permanent                       | 130.16                                |                        | 130                  | 85.60  | 44.56   |         |
| PERA   | 502.00                                |                        | 502                  | 76.00  | 426.00  |         |
| RATA   | 135.00                                |                        | 135                  | 16.00  | 119.00  |         |
| Uniform & Clothing Allowances                          | (38.00)                               |                        | (38)                 |  | (38.00)   |         |
| Year-End Bonus & Cash Gift                             | 406.00                                |                        | 406                  |  | 406.00  |         |
| Productivity Incentive Benefits                        | 6.00                                  |                        | 6                    |  | 6.00  |         |
| Honoraria  | 337.00                                |                        | 337                  |  | 337.00  |         |
| PAG-IBIG Contributions                                 | 22.90                                 |                        | 23                   | 12.00  | 10.90   |         |
| PHILHealth Contributions                               | 36.88                                 |                        | 37                   | 17.00  | 19.88   |         |
| ECIP Contributions                                     | 21.80                                 |                        | 22                   | 8.00   | 13.80   |         |
| Terminal Leave Benefits                                | (27.34)                               |                        | (27)                 |  | (27.34)   |         |
| Magna Carta per RA 7305                                | 10.20                                 |                        | 10                   | 2.50   | 7.70  |         |
| Step Increments  | 19.00                                 |                        | 19                   | -  | 19.00   |         |
| <b>Total Personal Services - GASS</b>                  | <b>6,171.71</b>                       | <b>-</b>               | <b>6,172</b>         | <b>765.83</b>                                  | <b>5,405.88</b>                                       |         |
| <b>Maintenance and Other Operating Expenses</b>        |                                       |                        |                      |  | <b>-</b>  |         |
| Travel Expenses  | (98.57)                               |                        | (98.57)              | 54.00  | (152.57)  |         |
| Trainings and Scholarship Expenses                     | 57.20                                 |                        | 57.20                |  | 57.20   |         |
| Supplies and Materials                                 | 104.51                                |                        | 104.51               | 38.00  | 66.51   |         |
| Utility Expenses                                       | (129.11)                              |                        | (129.11)             | 22.00  | (151.11)  |         |
| Communication Expenses                                 | (86.59)                               |                        | (86.59)              | 10.00  | (96.59)   |         |
| Membership Dues and Contributions                      | 18.00                                 |                        | 18.00                |  | 18.00   |         |
| Advertising Expenses                                   | (2.28)                                |                        | (2.28)               |  | (2.28)  |         |
| Printing and Binding                                   | 16.00                                 |                        | 16.00                | -  | 16.00   |         |
| Representation Expenses                                | 10.07                                 |                        | 10.07                | 9.00   | 1.07  |         |
| Transportation and Delivery Expenses                   | 50.66                                 |                        | 50.66                | 24.00  | 26.66   |         |
| Subscription Expenses                                  | 75.00                                 |                        | 75.00                | -  | 75.00   |         |
| Other Professional Services                            | (353.46)                              |                        | (353.46)             |  | (353.46)  |         |
| Repairs and Maintenance-Bldg & Structure               | 768.63                                |                        | 768.63               |  | 768.63  |         |
| Taxes, Insurance Premiums, and Other Fees              | 442.50                                |                        | 442.50               |  | 442.50  |         |
| Extraordinary and Miscellaneous Exp.                   | 45.06                                 |                        | 45.06                | 9.00   | 36.06   |         |
| <b>Sub-Total</b>                                       | <b>917.62</b>                         | <b>-</b>               | <b>917.62</b>        | <b>166.00</b>                                  | <b>751.62</b>   |         |

|   |                  |          |                 |                 |                  |
|---|------------------|----------|-----------------|-----------------|------------------|
| <b>OPERATION</b>                                |                  |          |                 |                 | -                |
| <b>HES</b>                                      |                  |          |                 |                 | -                |
| <b>Personal Services</b>                        |                  |          |                 |                 | -                |
| Salaries of Permanent Positions                 | 20,156.24        |          | 20,156          | 3,017.68        | 17,138.56        |
| Salary Adjustment-SSL III                       | 2,795.75         |          | 2,796           |                 | 2,795.75         |
| Salaries and Wages-Non Permanent                | (28.00)          |          | (28)            |                 | (28.00)          |
| PERA  | 1,946.00         |          | 1,946           | 296.00          | 1,650.00         |
| RATA  | -                |          | -               | -               | -                |
| Uniform & Clothing Allowances                   | 28.00            |          | 28              |                 | 28.00            |
| Year-End Bonus & Cash Gift                      | 1,957.00         |          | 1,957           |                 | 1,957.00         |
| Productivity Incentive Benefits                 | 8.00             |          | 8               |                 | 8.00             |
| Honoraria                                       | (424.69)         |          | (424.69)        |                 | (424.69)         |
| PAG-IBIG Contributions                          | (38.10)          |          | (38.10)         | 69.32           | (107.42)         |
| PHILHealth Contributions                        | 250.63           |          | 251             | 27.23           | 223.40           |
| ECIP Contributions                              | 97.48            |          | 97              | 14.72           | 82.76            |
| Terminal Leave Benefits                         | -                |          | -               | -               | -                |
| Step Increments                                 | 95.24            |          | 95              | 7.40            | 87.84            |
| <b>Sub-Total Personal Services</b>              | <b>26,843.55</b> | <b>-</b> | <b>26,844</b>   | <b>3,432.35</b> | <b>23,411.20</b> |
| <b>Maintenance and Other Operating Expenses</b> |                  |          |                 |                 | -                |
| Travel Expenses                                 | 116.10           |          | 116.10          |                 | 116.10           |
| Trainings and Scholarship Expenses              | 478.45           |          | 478.45          | 60.00           | 418.45           |
| Supplies and Materials                          | 386.78           |          | 386.78          | 43.00           | 343.78           |
| Utility Expenses                                | (192.66)         |          | (192.66)        |                 | (192.66)         |
| Communication Expenses                          | 279.43           |          | 279.43          | 60.00           | 219.43           |
| Miscellaneous expense                           | -                |          | -               | -               | -                |
| Advertising Expenses                            | 8.00             |          | 8.00            | -               | 8.00             |
| Printing and Binding                            | 8.00             |          | 8.00            | -               | 8.00             |
| Representation Expenses                         | 144.66           |          | 144.66          | 8.00            | 136.66           |
| Transportation and Delivery Expenses            | 77.00            |          | 77.00           |                 | 77.00            |
| Subscription Expenses                           | 266.00           |          | 266.00          | 15.00           | 251.00           |
| Other Professional Services                     | (4.10)           |          | (4.10)          |                 | (4.10)           |
| Repairs and Maintenance-Bldg & Structure        | 51.10            |          | 51.10           |                 | 51.10            |
| <b>Sub-Total</b>                                | <b>1,618.76</b>  | <b>-</b> | <b>1,618.76</b> | <b>186.00</b>   | <b>1,432.76</b>  |
| <b>SUPPORT TO OPERATIONS</b>                    |                  |          |                 |                 | -                |
| <b>Research A.II.b</b>                          |                  |          |                 |                 | -                |
| <b>Maintenance and Other Operating Expenses</b> |                  |          |                 |                 | -                |
| Travel Expenses                                 | 47.93            |          | 47.93           | 8.00            | 39.93            |
| Trainings and Scholarship Expenses              | 66.00            |          | 66.00           | 12.00           | 54.00            |
| Supplies and Materials                          | 74.00            |          | 74.00           | 17.00           | 57.00            |
| Utility Expenses                                | 30.00            |          | 30.00           |                 | 30.00            |
| Communication Expenses                          | 8.00             |          | 8.00            |                 | 8.00             |
| Membership Dues and Contributions               | 5.00             |          | 5.00            |                 | 5.00             |
| Advertising Expenses                            | 7.00             |          | 7.00            | -               | 7.00             |
| Printing and Binding                            | 20.00            |          | 20.00           | -               | 20.00            |
| Representation Expenses                         | 9.00             |          | 9.00            |                 | 9.00             |
| Transportation and Delivery Expenses            | 20.00            |          | 20.00           |                 | 20.00            |
| Other Professional Services                     | 8.00             |          | 8.00            | -               | 8.00             |
| Repairs and Maintenance-Bldg & Structure        | 8.00             |          | 8.00            | -               | 8.00             |
| <b>Sub Total</b>                                | <b>302.93</b>    | <b>-</b> | <b>302.93</b>   | <b>37.00</b>    | <b>265.93</b>    |



|   |  |            |                  |                 |                  |
|---|--|------------|------------------|-----------------|------------------|
| <b>Extension A.II.C</b>   | 49.36  |            | 49.36            | 6.00            | 43.36            |
| Travel Expenses   | 84.22  |            | 84.22            | 42.24           | 41.98            |
| Trainings and Scholarship Expenses  | 75.00  |            | 75.00            | 17.00           | 58.00            |
| Supplies and Materials  | 30.00  |            | 30.00            | -               | 30.00            |
| Utility Expenses  | 9.00   |            | 9.00             |                 | 9.00             |
| Communication Expenses  | 5.00   |            | 5.00             |                 | 5.00             |
| Membership Dues and Contributions   | 7.00   |            | 7.00             | -               | 7.00             |
| Advertising Expenses  | 21.00  |            | 21.00            | -               | 21.00            |
| Printing and Binding  | 12.00  |            | 12.00            |                 | 12.00            |
| Representation Expenses   | 23.00  |            | 23.00            |                 | 23.00            |
| Transportation and Delivery Expenses  | 8.00   |            | 8.00             | -               | 8.00             |
| Other Professional Services   | 7.00   |            | 7.00             | -               | 7.00             |
| Repairs and Maintenance-Bldg & Structure  | -  |            | -                |                 | -                |
| <b>Sub-Total</b>  | <b>330.58</b>  |            | <b>331</b>       |                 | <b>330.58</b>    |
| <b>AUTOMATIC A GASS - RLIP</b>  | 521.62   |            | 521.62           | 59.79           | 461.83           |
| HES - RLIP  | 2,783.64   |            | 2,783.64         | 377.23          | 2,406.41         |
| <b>Sub-total</b>  | <b>3,305.26</b>  | <b>-</b>   | <b>3,305.26</b>  | <b>437.02</b>   | <b>2,868.24</b>  |
| <b>MISC PESONNI SSLIII/RLIP</b>   | -  | 531        | 531.00           | 156.80          | 374.20           |
| Salary Adjustment-SSL III   | 4,834.00   |            | 4,834.00         | 471.89          | 4,362.11         |
| Additional clothing allowance   | 188.00   |            | 188.00           | 188.00          | -                |
| PHILHealth Contributions  | 40.00  |            | 40.00            | 9.59            | 30.41            |
|   |  |            | -                |                 | -                |
| <b>SSL IV - 4TH TRANCH</b>  | 5,062.00   | 531.00     | 5,593.00         | 826.28          | 4,766.72         |
| <b>TOTAL PERSONALSERVICES</b>   | <b>41,382.52</b>   | <b>531</b> | <b>41,914</b>    | <b>5,461.48</b> | <b>36,452.04</b> |
| <b>TOTAL MOOE</b>   | <b>3,169.89</b>  | <b>-</b>   | <b>3,170</b>     | <b>389</b>      | <b>2,781</b>     |
| <b>TOTAL CURRENT YEAR BUDGET</b>  | <b>44,552.41</b>   | <b>531</b> | <b>45,083.41</b> | <b>5,850.48</b> | <b>39,232.93</b> |
| CONTINUING A MOOE PDAF -Scholarship   | 1,300.00   |            | 1,300            |                 | 1,300.00         |
|   |  |            |                  |                 | -                |
| <b>GRAND TOTAL</b>  | <b>45,852.41</b>   | <b>531</b> | <b>46,383.41</b> | <b>5,850.48</b> | <b>40,532.93</b> |
| <b>Submitted by:</b>  |  |            |                  |                 |                  |
| <b>Certified Correct :</b>  |  |            |                  |                 |                  |
|  |  |            |                  |                 |                  |
| <b>RAHMA D. SANGLITAN, CPA,MPA</b>  |  |            |                  |                 |                  |
| Accountant III  |  |            |                  |                 |                  |
| Date:   |  |            |                  |                 |                  |
|   |  |            |                  |                 |                  |
|   | <b>DAMMANG S. BANTALA, Ph.D.</b>   |            |                  |                 |                  |
|   | College President  |            |                  |                 |                  |
|   | Date:  |            |                  |                 |                  |

**SUMMARY 1st to 4th QUARTER**  
**FINANCIAL REPORT OF OPERATION**  
**For the 4TH Quarter Ending 31 December, FY 2012**  
**In Thousand Pesos**

Department: STATE UNIVERSITIES AND COLLEGES

**BAR NO 2**

Agency / OU : COTABATO CITY STATE POLYTECHNIC COLLEGE

Fund : **General Fund**

| Program / Activity / Project<br>Allotment Class<br>(1) | Available Allotment                   |                        |                      | Obligations<br>Incurred<br>This Quarter<br>(5) | Unobligated<br>Balance of<br>Allotment<br>(6)=(4)-(5) | Remarks |
|--|---------------------------------------|------------------------|----------------------|--|---|---------|
|  | Balance<br>Previous<br>Quarter<br>(2) | This<br>Quarter<br>(3) | Total<br>(4)=(2)+(3) |  |   |         |
| <b>CURRENT YEAR BUDGET</b>                             |                                       |                        |                      | summary  |   |         |
| <b>PROGRAM(s)</b>                                      |                                       |                        |                      |  |   |         |
| <b>GEN. ADM. AND SUPPORT SERVICES</b>                  |                                       |                        |                      |  |   |         |
| <b>Personal Services</b>                               |                                       |                        |                      |  |   |         |
| Salaries of Permanent Positions                        | 7,330.00                              |                        | 7,330.00             | 6,584.76                                       | 745.24  |         |
| Salary Adjustment-SSL III                              |                                       |                        | -                    |  | -   |         |
| Salaries and Wages-Non Permanent                       | 637.00                                |                        | 637.00               | 678.04   | (41.04)   |         |
| PERA   | 960.00                                |                        | 960.00               | 912.00   | 48.00   |         |
| RATA   | 264.00                                |                        | 264.00               | 225.00   | 39.00   |         |
| Uniform & Clothing Allowances                          | 160.00                                |                        | 160.00               | 195.00   | (35.00)   |         |
| Year-End Bonus & Cash Gift                             | 811.00                                |                        | 811.00               | 789.58   | 21.42   |         |
| Productivity Incentive Benefits                        | 80.00                                 |                        | 80.00                | 78.00  | 2.00  |         |
| Honoraria  | 373.00                                |                        | 373.00               | 154.00   | 219.00  |         |
| PAG-IBIG Contributions                                 | 48.00                                 |                        | 48.00                | 61.10  | (13.10)   |         |
| PHILHealth Contributions                               | 74.00                                 |                        | 74.00                | 88.12  | (14.12)   |         |
| ECIP Contributions                                     | 46.00                                 |                        | 46.00                | 48.20  | (2.20)  |         |
| Terminal Leave Benefits                                |                                       |                        | -                    | 27.34  | (27.34)   |         |
| Magna Carta per RA 7305                                | 30.00                                 |                        | 30.00                | 26.50  | 3.50  |         |
| Step Increments  | 19.00                                 |                        | 19.00                | -  | 19.00   |         |
| <b>Total Personal Services - GASS</b>                  | <b>10,832.00</b>                      | <b>-</b>               | <b>10,832.00</b>     | <b>9,867.64</b>                                | <b>964.36</b>   |         |
| <b>Maintenance and Other Operating Expenses</b>        |                                       |                        |                      |  | -   |         |
| Travel Expenses  | 150.00                                |                        | 150.00               | 235.00   | (85.00)   |         |
| Trainings and Scholarship Expenses                     | 75.00                                 |                        | 75.00                | 189.56   | (114.56)  |         |
| Supplies and Materials                                 | 363.00                                |                        | 363.00               | 353.09   | 9.91  |         |
| Utility Expenses                                       | 75.00                                 |                        | 75.00                | 280.51   | (205.51)  |         |
| Communication Expenses                                 | 30.00                                 |                        | 30.00                | 216.01   | (186.01)  |         |
| Membership Dues and Contributions                      | 38.00                                 |                        | 38.00                | 109.38   | (71.38)   |         |
| Advertising Expenses                                   | 7.00                                  |                        | 7.00                 | 20.00  | (13.00)   |         |
| Printing and Binding                                   | 16.00                                 |                        | 16.00                | 9.28   | 6.72  |         |
| Representation Expenses                                | 75.00                                 |                        | 75.00                | 40.00  | 35.00   |         |
| Transportation and Delivery Expenses                   | 90.00                                 |                        | 90.00                | 149.93   | (59.93)   |         |
| Subscription Expenses                                  | 75.00                                 |                        | 75.00                | 18.34  | 56.66   |         |
| Other Professional Services                            | 766.00                                |                        | 766.00               | 497.65   | 268.35  |         |
| Repairs and Maintenance-Bldg & Structure               | 899.00                                |                        | 899.00               | 775.40   | 123.60  |         |
| Taxes, Insurance Premiums, and Other Fees              | 450.00                                |                        | 450.00               | 78.08  | 371.92  |         |
| Extraordinary and Miscellaneous Exp.                   | 110.00                                |                        | 110.00               | 61.77  | 48.23   |         |
| <b>Sub-Total</b>                                       | <b>3,219.00</b>                       | <b>-</b>               | <b>3,219.00</b>      | <b>3,034.00</b>                                | <b>185.00</b>   |         |


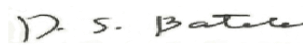
**Summary - CCSPC (1st to 4th Qtr)**

CY -2012

| OPERATION                                       |                  |          |                 | summary          |               |
|---|------------------|----------|-----------------|------------------|---------------|
| <b>HES</b>                                      |                  |          |                 |                  | -             |
| <b>Personal Services</b>                        |                  |          |                 |                  | -             |
| Salaries of Permanent Positions                 | 38,006.00        |          | 38,006.00       | 37,925.16        | 80.84         |
| Salary Adjustment-SSL III                       |                  |          | -               |                  | -             |
| Salaries and Wages-Non Permanent                | 380.00           |          | 380.00          | 709.67           | (329.67)      |
| PERA  | 3,720.00         |          | 3,720.00        | 2,958.00         | 762.00        |
| RATA  |                  |          | -               | -                | -             |
| Uniform & Clothing Allowances                   | 620.00           |          | 620.00          | 755.00           | (135.00)      |
| Year-End Bonus & Cash Gift                      | 3,943.00         |          | 3,943.00        | 3,909.86         | 33.14         |
| Productivity Incentive Benefits                 | 310.00           |          | 310.00          | 302.00           | 8.00          |
| Honoraria                                       | 619.00           |          | 619.00          | 1,043.69         | (424.69)      |
| PAG-IBIG Contributions                          | 186.00           |          | 186.00          | 121.76           | 64.24         |
| PHILHealth Contributions                        | 415.00           |          | 415.00          | 246.06           | 168.94        |
| ECIP Contributions                              | 186.00           |          | 186.00          | 132.68           | 53.32         |
| Terminal Leave Benefits                         |                  |          | -               | -                | -             |
| Step Increments                                 | 96.00            |          | 96.00           | 29.98            | 66.02         |
| <b>Sub-Total Personal Services</b>              | <b>48,481.00</b> | <b>-</b> | <b>48,481</b>   | <b>48,133.86</b> | <b>347.14</b> |
| <b>Maintenance and Other Operating Expenses</b> |                  |          |                 |                  | -             |
| Travel Expenses                                 | 405.00           |          | 405.00          | 388.90           | 16.10         |
| Trainings and Scholarship Expenses              | 608.00           |          | 608.00          | 448.14           | 159.86        |
| Supplies and Materials                          | 629.00           |          | 629.00          | 567.55           | 61.45         |
| Utility Expenses                                | 203.00           |          | 203.00          | 395.66           | (192.66)      |
| Communication Expenses                          | 470.00           |          | 470.00          | 470.57           | (0.57)        |
| Miscellaneous expense                           |                  |          | -               | 48.00            | (48.00)       |
| Advertising Expenses                            | 8.00             |          | 8.00            | -                | 8.00          |
| Printing and Binding                            | 8.00             |          | 8.00            | -                | 8.00          |
| Representation Expenses                         | 167.00           |          | 167.00          | 146.34           | 20.66         |
| Transportation and Delivery Expenses            | 105.00           |          | 105.00          | 68.00            | 37.00         |
| Subscription Expenses                           | 281.00           |          | 281.00          | 260.00           | 21.00         |
| Other Professional Services                     | 146.00           |          | 146.00          | 150.10           | (4.10)        |
| Repairs and Maintenance-Bldg & Structure        | 105.00           |          | 105.00          | 5.90             | 99.10         |
| <b>Sub-Total</b>                                | <b>3,135.00</b>  | <b>-</b> | <b>3,135.00</b> | <b>2,949.16</b>  | <b>185.84</b> |
| <b>SUPPORT TO OPERATIONS</b>                    |                  |          |                 |                  | -             |
| <b>Research A.II.b</b>                          |                  |          |                 |                  | -             |
| <b>Maintenance and Other Operating Expenses</b> |                  |          |                 |                  | -             |
| Travel Expenses                                 | 75.00            |          | 75.00           | 75.00            | -             |
| Trainings and Scholarship Expenses              | 75.00            |          | 75.00           | 63.00            | 12.00         |
| Supplies and Materials                          | 74.00            |          | 74.00           | 74.00            | -             |
| Utility Expenses                                | 30.00            |          | 30.00           | 30.00            | -             |
| Communication Expenses                          | 15.00            |          | 15.00           | 21.00            | (6.00)        |
| Membership Dues and Contributions               | 7.00             |          | 7.00            | 6.00             | 1.00          |
| Advertising Expenses                            | 7.00             |          | 7.00            | 7.00             | -             |
| Printing and Binding                            | 20.00            |          | 20.00           | 20.00            | -             |
| Representation Expenses                         | 23.00            |          | 23.00           | 22.00            | 1.00          |
| Transportation and Delivery Expenses            | 34.00            |          | 34.00           | 34.00            | -             |
| Other Professional Services                     | 8.00             |          | 8.00            | 4.00             | 4.00          |
| Repairs and Maintenance-Bldg & Structure        | 8.00             |          | 8.00            | -                | 8.00          |
| <b>Sub Total</b>                                | <b>376.00</b>    | <b>-</b> | <b>376.00</b>   | <b>356.00</b>    | <b>20.00</b>  |

**Summary - CCSPC (1st to 4th Qtr)**

CY -2012

|   |  |  |                  | summary   |                   |
|---|--|--|------------------|---|-------------------|
| <b>Extension A.II.C</b>   |  |  |                  |   | -                 |
| Travel Expenses   | 75.00  |  | 75.00            | 75.00   | -                 |
| Trainings and Scholarship Expenses  | 132.00   |  | 132.00           | 180.17  | (48.17)           |
| Supplies and Materials  | 75.00  |  | 75.00            | 28.41   | 46.59             |
| Utility Expenses  | 30.00  |  | 30.00            | 30.00   | -                 |
| Communication Expenses  | 16.00  |  | 16.00            | 21.00   | (5.00)            |
| Membership Dues and Contributions   | 7.00   |  | 7.00             | 6.00  | 1.00              |
| Advertising Expenses  | 7.00   |  | 7.00             | -   | 7.00              |
| Printing and Binding  | 21.00  |  | 21.00            | -   | 21.00             |
| Representation Expenses   | 22.00  |  | 22.00            | 18.00   | 4.00              |
| Transportation and Delivery Expenses  | 33.00  |  | 33.00            | 25.18   | 7.82              |
| Other Professional Services   | 8.00   |  | 8.00             |   | 8.00              |
| Repairs and Maintenance-Bldg & Structure  | 7.00   |  | 7.00             | -   | 7.00              |
| <b>Sub-Total</b>  | <b>433.00</b>  | <b>-</b>   | <b>433.00</b>    | <b>383.76</b>   | <b>49.24</b>      |
| <b>SPL PURPOSE FUNDS</b>  |  |  |                  |   |                   |
| Terminal Leave Benefits   | 898.48   |  | 898.48           | 898.48  | -                 |
| <b>AUTOMATIC APPROPRIATIONS</b>   |  |  |                  |   |                   |
| GASS - RLIP   | 880.00   |  | 880.00           | 805.54  | 74.46             |
| HES - RLIP  | 4,561.00   |  | 4,561.00         | 4,142.01  | 418.99            |
| <b>Sub-Total</b>  | <b>6,339.48</b>                                      | <b>-</b>   | <b>6,339.48</b>  | <b>5,846.03</b>                                       | <b>493.45</b>     |
| <b>MISC PESONNEL BENEFIT FUND</b>   |  |  |                  |   |                   |
| SSLIV/RLIP  | 283.00   |  | 283.00           | 161.72  | 121.28            |
| SSLIII/RLIP   | 531.00   |  | 531.00           | 249.26  | 281.74            |
| Salary Adjustment-SSL III   | 4,834.00   |  | 4,834.00         | 2,694.00  | 2,140.00          |
| Additional clothing allowance   | 188.00   |  | 188.00           |   | 188.00            |
| PHILHealth Contributions-additional   | 40.20  |  | 40.20            | 22.96   | 17.24             |
| SSL IV - 4TH TRANCH   | 2,710.00   |  | 2,710.00         | 1,548.56  | 1,161.44          |
| Productivity Enhancement Incentives   | 940.00   |  | 940.00           | 940.00  | -                 |
| <b>Sub-Total</b>  | <b>9,526.20</b>                                      | <b>-</b>   | <b>9,526.2</b>   | <b>5,616.5</b>  | <b>3,909.70</b>   |
| <b>TOTAL PERSONALSERVICES</b>   | <b>75,178.68</b>                                     | <b>-</b>   | <b>75,178.68</b> | <b>69,464.03</b>                                      | <b>5,714.65</b>   |
| <b>TOTAL MOOE</b>   | <b>7,163.00</b>                                      | <b>-</b>   | <b>7,163.00</b>  | <b>6,722.92</b>                                       | <b>440.08</b>     |
| <b>TOTAL CURRENT YEAR BUDGET</b>  | <b>82,341.68</b>                                     | <b>-</b>   | <b>82,341.68</b> | <b>76,186.95</b>                                      | <b>6,154.73</b>   |
| <b>CONTINUING APPRO.</b>  |  |  |                  |   |                   |
| MOOE PDAF -Scholarship  | 1,300.00   |  | 1,300            |   | 1,300.00          |
| <b>TAX REMITTANCES ISSUED</b>   |  |  |                  | <b>3,736.78</b>                                       | <b>(3,736.78)</b> |
| <b>GRAND TOTAL</b>  | <b>83,641.68</b>                                     | <b>-</b>   | <b>83,641.68</b> | <b>79,923.73</b>                                      | <b>3,717.95</b>   |
| Certified Correct :   |  | Submitted by:  |                  |   |                   |
|  | <b>PASTOR T TAGURA, MBA</b><br>AOS - FINANCE OFFICER |  |                  | <b>DAMMANG S. BANTALA, Ph.D.</b><br>College President |                   |
| <b>RAHMA D. SANGLITAN, CPA,MPA</b><br>Accountant III                                |  | Date: _____  |                  |   |                   |
| Date:   |  |  |                  |   |                   |