

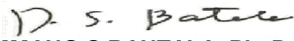


QUARTERLY PHYSICAL REPORT OF OPERATION
For the Quarter Ending December 31, 2013



Department : State Universities and Colleges
Agency/OU :COTABATO CITY STATE POLYTECHNIC COLLEGE
Fund : General Fund- 101

Program / Activity/ Project MFO (1)	Performance Measures (2)	Physical Target (3)	Accomplishment (4)	Variance (5)	Remarks (6)
Higher Education Services					
Enrollment					
Graduate Studies	Enrollment	212	355	143	67.45 % increase
Undergraduate		6324	7,665	1,341	21.20 % increase
Laboratory School		320	411	91	28.44 % increase
Total		6,856	8,431	1,575	22.97 % increase
Scholarship					
Institutional	Enrolled Scholars	90	76	14	84.44 % Accomplishment-deficit by 15.56%
NGO's Sponsorship		150	136	14	90.66 % accomplishment-deficit by 9.34%
LGU's Sponsorship		650	726	76	11.69 % increase
Total		890	938	104	11.69 % increase
Board Licensure Passers					
BS Civil Engineering	Passers	12	6	6	50 % passer vs. takers
BS EDUCATION (L E T)		94	36	58	38 % passer vs. takers

Prepared by :	 ENGR SUSANA A ELIAS CHIEF Planning Services	Approved by:
 PASTOR T TAGURA, MBA Head Financial Management Services Date:	 DAMMANG S BANTAJA, Fh. D. Head of Agency or his Authorized Representative Date:	

**FINANCIAL REPORT OF OPERATION
For Calendar Year Ending 31 DECEMBER 2013
SUMMARY**

Department : STATE UNIVERSITIES and COLLEGES
 Agency/OU : COTABATO CITY STATE POLYTECHNIC COLLEGE
 Fund : GENERAL FUND 101

Program/Activity/Project Allotment Class (1)	Allotment Received			Obligations Incurred (5)	Unobligated Allotment (6) = (4) - (5)	Remarks (7)
	For the year 2013 (2)	Total Obligations (3)	Total (4) = (2) + (3)			
CURRENT YEAR BUDGET						
PROGRAM(s)						
GASS						
PS	10,855,000.00		10,855,000.00	10,499,200.00	355,800.00	
RLIP	914,000.00		914,000.00	913,700.00	300.00	
MOOE	3,249,000.00		3,249,000.00	3,164,996.60	84,003.40	
CO						
Subtotal	15,018,000.00	-	15,018,000.00	14,577,896.60	440,103.40	
SUPPORT TO OPERATIONS						
PS						
MOOE						
CO						
Subtotal						
OPERATIONS						
H E S						
PS	54,161,000.00		54,161,000.00	54,020,621.60	140,378.40	
Terminal leave benefits				865,673.28	(865,673.28)	
RLIP	5,181,000.00		5,181,000.00	5,180,860.00	140.00	
MOOE	3,135,000.00		3,135,000.00	2,245,995.67	889,004.33	
CO						
RESEARCH						
PS						
MOOE	376,000.00		376,000.00	135,000.00	241,000.00	
CO						
EXTENSION						
PS						
MOOE	433,000.00		433,000.00	89,130.00	343,870.00	
CO						
Sub Total	63,286,000.00	-	63,286,000.00	62,537,280.55	748,719.45	
Total, Programs	78,304,000.00	-	78,304,000.00	77,115,177.15	1,188,822.85	
PROJECT(s)						
LOCALLY-FUNDED PROJECT(s) (By Project Title)						
CO	3,550,000.00		3,550,000.00	3,339,000.00	211,000.00	
Total, Locally-Funded Projects						
FOREIGN-ASSISTED PROJECT(s) (By Project Title)						
PS, MOOE, or CO						
Subtotal						
Total, Foreign-Assisted Projects						
Total, Projects	3,550,000.00	-	3,550,000.00	3,339,000.00	211,000.00	
TOTAL, CURRENT YEAR BUDGET	81,854,000.00	-	81,854,000.00	80,454,177.15	1,399,822.85	
MISCELLANEOUS PERSONNEL BENEFIT FUND						
Terminal leave benefits					-	
Terminal leave benefits					-	
PGF	419,093.00		419,093.00	419,093.00		
P E I	910,000.00		910,000.00	904,500.00	5,500.00	
PRIOR YEAR'S BUDGET (Continuing Appro.)						
PROGRAM(s)						
GASS						
PS, MOOE, or CO						
Subtotal	1,329,093.00	-	1,329,093.00	1,323,593.00	5,500.00	
SUPPORT TO OPERATIONS						
PS, MOOE, or CO(PDAF)	600,000.00		600,000.00	250,000.00	350,000.00	
Subtotal	600,000.00		600,000.00	250,000.00	350,000.00	
OPERATIONS						
PS, MOOE, or CO						
Total, Programs						
PROJECT(s)						
LOCALLY-FUNDED PROJECT(s) (By Project Title)						
PS, MOOE, or CO						
Total, Locally-Funded Projects						
Total, Projects						
TOTAL, PRIOR YEAR'S BUDGET						
GRAND TOTAL	83,783,093.00	-	83,783,093.00	82,027,770.15	1,755,322.85	
Certified Correct:				Submitted by:		
 PASTOR T. TAGURA, MBA Head Financial Management Services				 DAMMANG S BANTALA, Ph. D. COLLEGE PRESIDENT		

QUARTERLY REPORT OF ACTUAL INCOME
For the Quarter Ending 31 MARCH 2013

(In Pesos)


Department **S U C s**
Agency/OU **COTABATO CITY STATE POLYTECHNIC COLLEGE**
Fund **GENERAL - 101**

CLASSIFICATION/ (1)	INCOME FOR THE QUARTER				CUMULATIVE (6)	CUMULATIVE (7)	REMARKS (8)
	FIRST MONTH (2)	SECOND MONTH (3)	THIRD MONTH (4)	TOTAL (5) = (2)+(3)+(4)			
Tax							
Non-Tax							
TUITION FEES	357,060.00	855,230.00	1,873,665.00	3,085,955.00	3,085,955.00		
TOTAL	357,060.00	855,230.00	1,873,665.00	3,085,955.00	3,085,955.00	0	

Certified Correct:


PASTOR T TAGURA, MBA
Head Financial Management Services
Chief Accountant/Head of Accounting Unit
Date

Submitted by:


DAMIANG S BANTALA, Ph. D.
COLLEGE PRESIDENT
Head of Office/Authorized Representative
Date

INSTRUCTIONS


- This Quarterly Report of Income shall reflect the agency's/OU's actual income collections from all sources, classified into tax or non-tax, for the given quarter, broken down by month. This report shall be prepared by fund (i.e., General Fund or Special Account in the General Fund, etc.) and submitted to DBM **on or before the 10th day following the quarter** reported.
- Column 1** shall reflect the classification as to tax or non-tax income and should identify the specific source (Tax Income: e.g., Tax on Domestic Goods and Services, Tax on Net Profits, etc; Non-tax Income: e.g. Business Income, Service Income, Permits and Licenses, etc.), consistent with the prescribed Chart of Accounts of COA.
- Column 2 to 5** shall reflect the actual monthly income collections **and** the total income for the quarter covered by the report.
- Columns 6** shall reflect the cumulative income collections as of date (from January of the current year).
- Column 7** shall reflect the cumulative income deposited by the agency with the Bureau of the Treasury as of date (from January 1 of the current year).
- Column 8** shall reflect any additional information i.e., reasons for any variance between target and performance; new fees imposed; increase in fees and charges; or implementation of new programs.

QUARTERLY REPORT OF ACTUAL INCOME
For the Quarter Ending 30 JUNE 2013
(In Pesos)

Department **S U C s**
Agency/OU **COTABATO CITY STATE POLYTECHNIC COLLEGE**
Fund **GENERAL - 101**


CLASSIFICATION/ SOURCES OF INCOME (1)	ACTUAL INCOME FOR THE QUARTER				CUMULATIVE INCOME COLLECTIONS TO DATE (6)	CUMULATIVE INCOME DEPOSITED WITH BTR/PNB (7)	REMARKS (8)
	FIRST MONTH (2)	SECOND MONTH (3)	THIRD MONTH (4)	TOTAL (5) = (2)+(3)+(4)			
	APRIL	MAY	JUNE				
Tax							
Non-Tax							
TUITION FEES	1,698,370.00	4,449,158.79	2,550,390.00	8,697,918.79	11,783,873.79	11,783,873.79	
TOTAL	1,698,370.00	4,449,158.79	2,550,390.00	8,697,918.79	11,783,873.79	11,783,873.79	

Certified Correct:


PASTOR T TAGURA, MBA
Head/Financial Management Services
Chief Accountant/Head of Accounting Unit
Date

172450

Submitted by:


DAMMANG S BANTALA, Ph. D.
COLLEGE PRESIDENT
Head of Office/Authorized Representative
Date

QUARTERLY REPORT OF ACTUAL INCOME
For the Quarter Ending 30 SEPTEMBER 2013
(In Pesos)


Department **S U C s**
Agency/OU **COTABATO CITY STATE POLYTECHNIC COLLEGE**
Fund **NON-FIDUCIARY**

CLASSIFICATION/ SOURCES OF INCOME	ACTUAL INCOME FOR THE QUARTER				CUMULATIVE INCOME COLLECTIONS TO DATE	CUMULATIVE INCOME DEPOSITED WITH BTR/PNB	REMARKS
	FIRST MONTH	SECOND MONTH	THIRD MONTH	TOTAL			
(1)	(2)	(3)	(4)	(5) = (2)+(3)+(4)	(6)	(7)	(8)
	JULY	AUGUST	SEPT				
Tax							
Non-Tax							
TUITION FEES	1,991,790.00	4,026,653.00	1,478,520.00	7,496,963.00	19,280,836.79	19,280,836.79	
TOTAL	1,991,790.00	4,026,653.00	1,478,520.00	7,496,963.00	19,280,836.79	19,280,836.79	

Certified Correct:


PASTOR T TAGURA, MBA
Head /Financial Management Services
Chief Accountant/Head of Accounting Unit
Date

Submitted by:


DAMMANG S BANTALA, Ph. D.
COLLEGE PRESIDENT
Head of Office/Authorized Representative
Date

QUARTERLY REPORT OF ACTUAL INCOME
For the Quarter Ending 31 DECEMBER 2013
(In Pesos)


Department **S U C s**
Agency/OU **COTABATO CITY STATE POLYTECHNIC COLLEGE**
Fund **NON-FIDUCIARY**

CLASSIFICATION/ SOURCES OF INCOME	ACTUAL INCOME FOR THE QUARTER				CUMULATIVE INCOME COLLECTIONS TO DATE	CUMULATIVE INCOME DEPOSITED WITH BTR/PNB	REMARKS
	FIRST MONTH	SECOND MONTH	THIRD MONTH	TOTAL			
(1)	(2)	(3)	(4)	(5) = (2)+(3)+(4)	(6)	(7)	(8)
	OCTOBER	NOVEMBER	DECEMBER				
Tax							
Non-Tax							
TUITION FEES	4,758,982.85	6,315,101.00	443,295.00	11,517,378.85	30,798,215.64	30,798,215.64	
TOTAL	4,758,982.85	6,315,101.00	443,295.00	11,517,378.85	30,798,215.64	30,798,215.64	
			as of Dec 18 2013				

Certified Correct:




PASTOR T TAGURA, MBA
Head Financial Management Services
Chief Accountant/Head of Accounting Unit
Date

Submitted by:


DAMMANG S BANTALA, Ph. D.
COLLEGE PRESIDENT
Head of Office/Authorized Representative
Date

Statement of Allotment/Obligations and Balances
As of Calendar Year ending 31 December 2013
(In Pesos)
SUMMARY

Department : S U C 's
Agency/OU : C C S P C
Fund : General Fund - 101

Allotment Class/Object of Expenditures (1)	Allotment Received (2)	Obligations Incurred		Unobligated Balance of Allotment (5)=(2)-(4)	Remarks (6)
		This Report (3)	To Date (4)		
CURRENT YEAR BUDGET					
Personnel Services					
Salaries (Itemized Positions)	50,894,000.00		46,847,317.90	4,046,682.10	
Salaries & Wages - Others	1,017,000.00		1,203,300.00	(186,300.00)	
PERA	4,680,000.00		4,446,000.00	234,000.00	
RATA	264,000.00		504,000.00	(240,000.00)	
Uniform Clothing Allowance	925,000.00		925,000.00	-	
Year-End Bonus & Cash Gift	4,754,000.00		4,823,670.00	(69,670.00)	
Productivity Incentive Benefits	390,000.00		370,000.00	20,000.00	
HONORARIA	992,000.00			992,000.00	
PAG_IBIG Contributions	234,000.00		223,500.00	10,500.00	
PHIL Health Contributions	489,000.00		459,660.00	29,340.00	
ECC Contributions	232,000.00		215,200.00	16,800.00	
Magna Carta per RA 7305	30,000.00		39,600.00	(9,600.00)	
Step Increment	115,000.00		419,400.00	(304,400.00)	
Terminal Leave Benefits	-		865,673.28	(865,673.28)	
TRA's Issued	-		4,043,222.10	(4,043,222.10)	
Sub total	65,016,000.00	-	65,385,543.28	(369,543.28)	
Maintenance and Other Operating Expenses					
Travelling Expenses	705,000.00		482,730.00	222,270.00	
Training & Scholarship Expenses	890,000.00			890,000.00	
Supplies and Materials	1,171,000.00		2,039,760.00	(868,760.00)	
Utility Expenses	338,000.00		1,408,970.00	(1,070,970.00)	
Communication Expenses	531,000.00		553,511.60	(22,511.60)	
Membership dues and Contributions	52,000.00		60,000.00	(8,000.00)	
Advertising Expenses	29,000.00			29,000.00	
Printing and Binding	65,000.00			65,000.00	
Representation Expenses	287,000.00		180,000.00	107,000.00	
Transportation and Delivery Expenses	262,000.00			262,000.00	
Subscription Expenses	356,000.00			356,000.00	
Professional Services	928,000.00		211,150.00	716,850.00	
Repairs & Maintenance-Bldg & Structures	1,019,000.00		289,800.00	729,200.00	
Taxes, Insurance Premiums & Other Fees	450,000.00		8,630.00	441,370.00	
Extraordinary & Miscellaneous Expenses	110,000.00		220,530.00	(110,530.00)	
TRA's Issued	-		179,692.27	(179,692.27)	
Sub total	7,193,000.00	-	5,634,773.87	1,558,226.13	
Capital Outlays					
Land and Land Improvement Outlay					
Building and Structures Outlay					
Office Equipment Furniture & Fixtures...	3,550,000.00		3,339,000.00	211,000.00	
Sub total	3,550,000.00	-	3,339,000.00	211,000.00	
TOTAL	75,759,000.00	-	74,359,317.15	1,399,682.85	
SPECIAL PURPOSE FUNDS					
RLIP	6,095,000.00		6,094,860.00	140.00	
Miscellaneous Personnel Benefits Fund					
PGF-Rsabdula/Tguimba	419,093.00		419,093.00	-	
Personal Services(TLB)	-		-	-	
Productivity Enhancement Incentive	910,000.00		904,500.00	5,500.00	
TOTAL	7,424,093.00	-	7,418,453.00	5,640.00	
PRIOR YEAR'S BUDGET (CONTINUING APPRO.)					
Personal Services					
Subtotal					
Maintenance and Other Operating Expenses(PDAF-CIBAC)	600,000.00		250,000.00	350,000.00	
Subtotal					
TOTAL	600,000.00	-	250,000.00	350,000.00	
GRAND TOTAL	83,783,093.00	-	82,027,770.15	1,755,322.85	
Certified Correct:		Submitted by:			
 PASTOR T TAGURA, MBA		 DAMIANG S BANTALA, Ph.D. COLLEGE PRESIDENT			
Head/ Financial Management Services		Head of Agency or Authorized Representative			